

Pullswitch

BETTER BY DESIGN

Pullswitch

Open Conveyor Pull Cord Safety Stop Switch

APPLICATION

The Pullswitch is a failsafe taut wire emergency pull cord stop switch for open conveyors.

METHOD OF OPERATION

PVC coated steel pull wire and pigtails connect between the switches to provide easy installation and continuous emergency stop access along the length of the entire conveyor. The unique open curled design of the pigtail allows the pull wire to be installed or removed without disconnecting the entire assembly. Pullswitches can be installed at 200 ft. intervals, reducing overall system cost. Quick location of a tripped switch is provided by a cat's eye reflector or optional flag indicator, and the tripped signal can be wired back to the motor starter and an alarm panel or PLC.

The Pullswitch is a taut wire device, so if wire tension is lost the unit will trip. This design provides a secondary level of safety protection if the pull wire is damaged, or becomes slack.


The Pullswitch has an IP65 / NEMA 4, 4X, 9 rated enclosure made from polycarbonate with stainless steel plates, making the housing corrosion resistant and weatherproof. A total of six independent changeover contacts inside the Pullswitch offer flexible operation and control. Two independent cam operated switches with snap action mechanical operation are provided for conveyor shutdown, and four additional micro-switches signal a slack wire alarm.

FEATURES

- ▶ Corrosion Resistant Weather Tight Housing
- ▶ Unique Taut Wire Failsafe System
- ▶ Reflector and/or Flag Tripped Indication
- ▶ Exclusive Double Ended Snap Action Mechanism
- ▶ CSA Class II Division 1 Groups E, F & G Approved

PART NUMBERS/ACCESSORIES

- ▶ PST1000C Pullswitch
- ▶ PTA100 Tensioner
- ▶ PDS100 D-Shackle
- ▶ PSE100 Wire Rope Thimble
- ▶ PGSC100 Wire Rope Clip
- ▶ PTPVC4 4" PVC Coated Pigtail
- ▶ PWPVCR Pull Wire (Red)
- ▶ PFK100 Flag Indicator (Optional)
- ▶ PAS100 Anchor Spring (Optional)

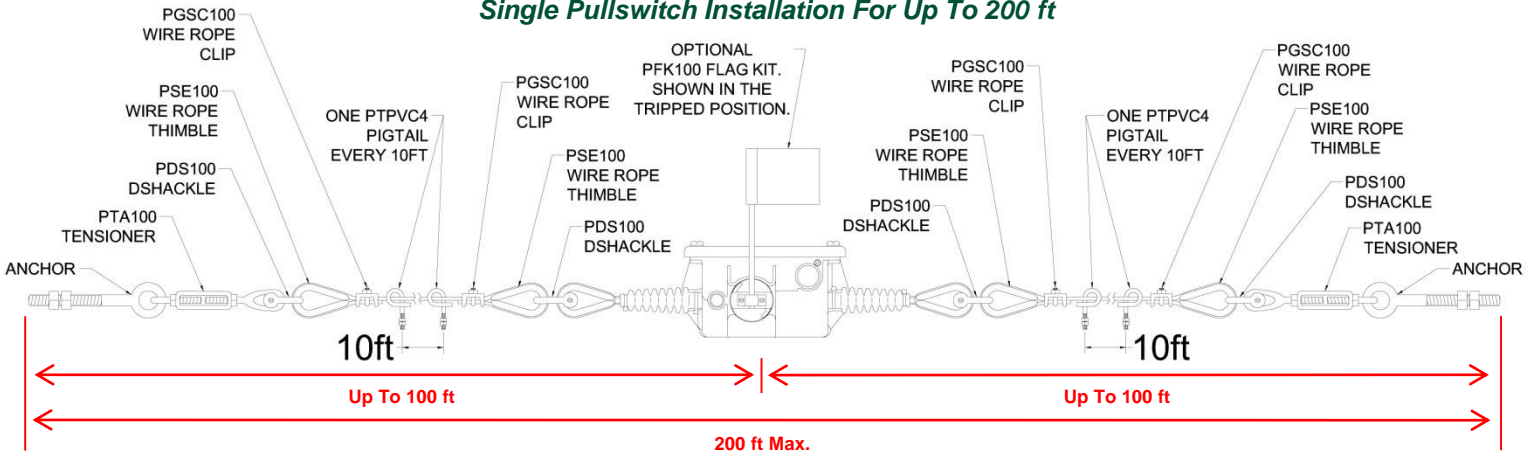


Please refer to instruction manual for correct installation. Information subject to change or correction. Aug 2015

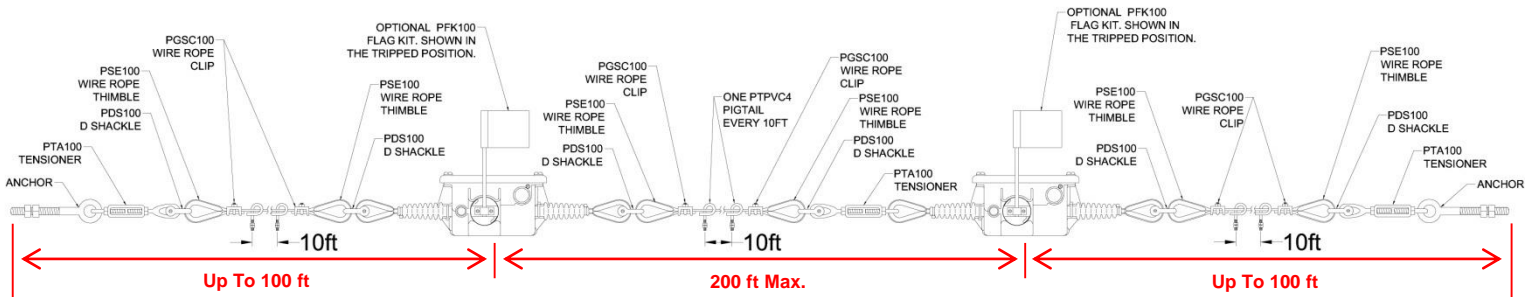
Pullswitch

BETTER BY DESIGN

Single Pullswitch Installation For Up To 200 ft



Multiple Pullswitch Installation Between 200 ft - 400 ft




NOTE: Double Quantities Illustrated Above for Two Sided Installations.



Open Conveyor Installation at Sand and Gravel Facility

ACCESSORIES



1. PFK100 - Flag Indicator
2. PWPVCR - Pull Wire (Red)
3. PTPVC4 - PVC Coated Pigtail
4. PGSC100 - Wire Rope Clip
5. PSE100 - Wire Rope Thimble
6. PDS100 - D-Shackle
7. PTA100 - Tensioner
8. PAS100 - Anchor Spring

Please refer to instruction manual for correct installation.
Information subject to change or correction. Aug 2015

TECHNICAL SPECIFICATIONS

Pullswitch - PST1000C	
Enclosure:	Polycarbonate and Stainless Steel Plated
Mechanism:	Double Ended Taut Wire
Activation Pull Force:	15.5 lbs / 69 Newtons (Calculated Average)
Pull Wire Deflection:	9.8 in / 250 mm (Calculated Average)
Dimensions:	4" x 8" x 5" (100 x 200 x 125 mm)
Contacts:	5 Amps (240 VAC)
Conduit Entries:	Two 1/2" NPT
Operating Temperature:	- 4° F to 131° F (- 20° C to 55° C)
Protection:	IP65 / NEMA 4, 4X, 9
Weight:	4 lbs (1.8 kg)
Approvals:	CSA Class II Division 1 Groups E, F & G